

The preferred partner



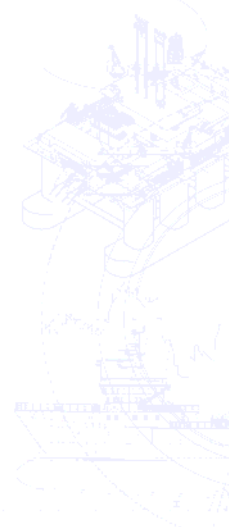
AKER ASA

Aker

Status and outlook

January – September 2008

Oslo, 17 November 2008



Aker Jan-September 2008

Agenda

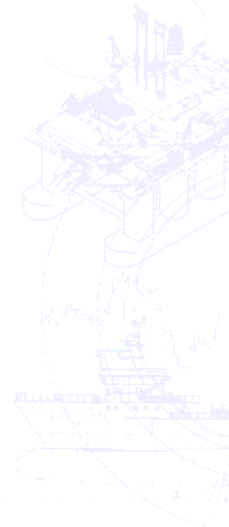
- Highlights, outlook and perspectives
 - Leif-Arne Langøy, Chairman & CEO, Aker
- Aker 3Q08 financials
 - Bengt A Rem, Senior Partner & CFO, Aker

The preferred partner



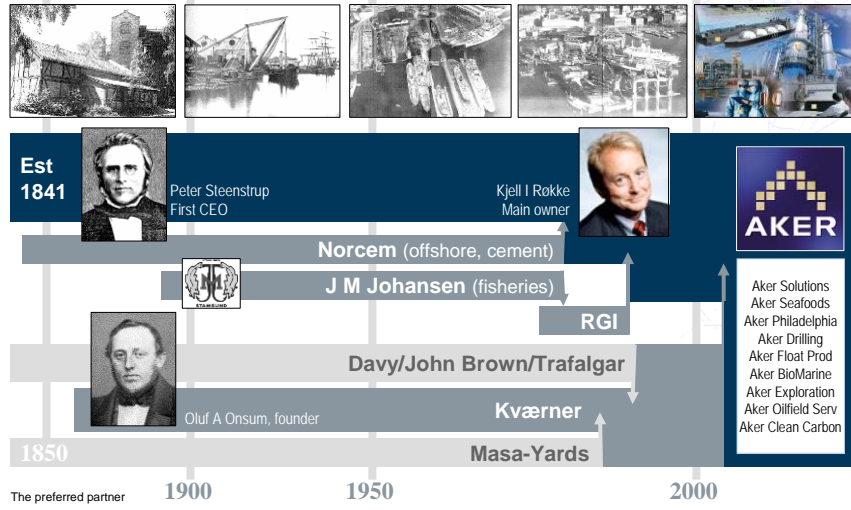
AKER ASA

Jan-Sept 2008 | Status and outlook | 2
© Aker | November 2008



Aker tradition

Innovation throughout generations



Jan-Sept 2008 | Status and outlook | 3
© Aker | November 2008

AKER ASA

This is Aker

35 000 employees
Operations in 35 countries
NOK 62 bn revenues



Energy, maritime,
seafoods & marine
biotech industries



Aker ownership shown (in %)
¹ Held by Aker Holding, adjusted for shares hold by Aker Solutions
² Including shares owned by Aker Solutions

The preferred partner

Jan-Sept 2008 | Status and outlook | 4
© Aker | November 2008

AKER ASA

Headlines Jan-September 2008

Rough waters, staying the course

- Financial market turmoil reduces nominal value of listed Aker company shares and other investments
 - NAV (at market) reduced to NOK 20.4 bn on 14 Nov
- Strong financial position
 - Gross debt below NOK 0.9 billion
 - Net interest bearing receivables at NOK 9.3 bn
- Maintaining focus on long-term industrial targets
 - Market fundamentals remain strong in Aker industry sectors
 - Systematically working with recent start-ups to unlock underlying value potential
 - Drive to reduce overhead costs in preparation for down-turn in real economy
- Group P&L skewed by non-cash IFRS imposed technical adjustments



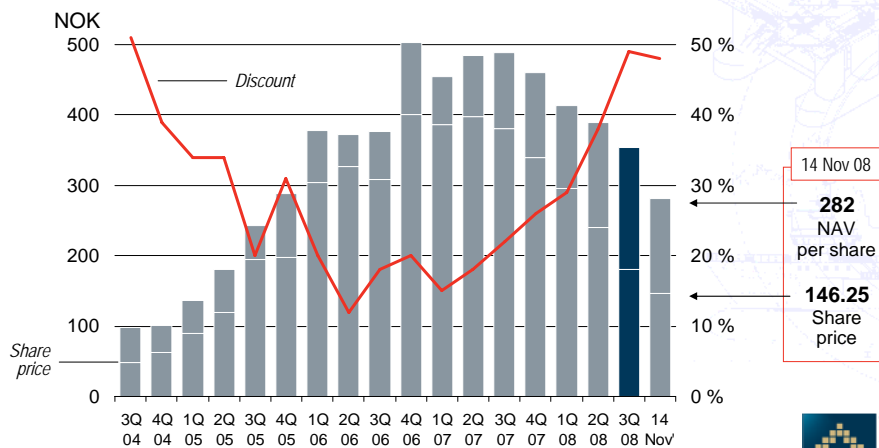
AKER ASA

The preferred partner

Jan-Sept 2008 | Status and outlook | 5
© Aker | November 2008

Aker ASA and holding companies

Adjusted net asset value per share ¹



AKER ASA

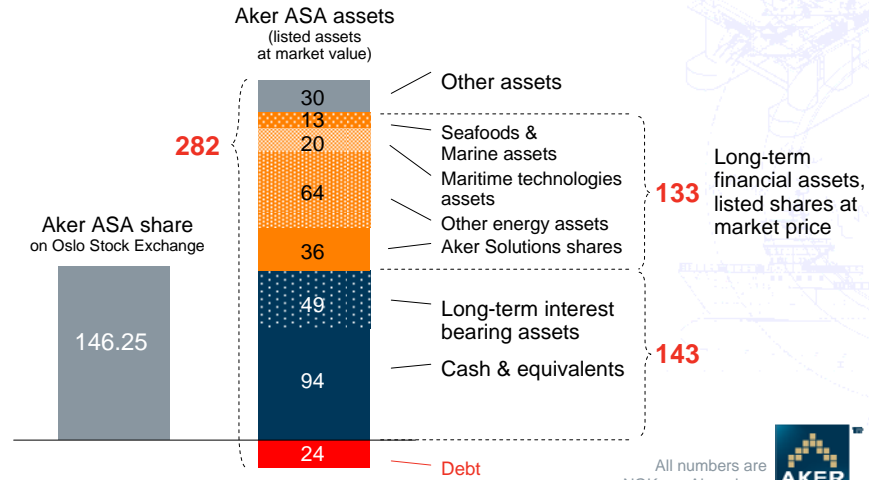
The preferred partner

Jan-Sept 2008 | Status and outlook | 6
© Aker | November 2008

¹ At end of period

Aker ASA and holding companies

Asset values vs share price



The preferred partner

Jan-Sept 2008 | Status and outlook | 7
© Aker | November 2008

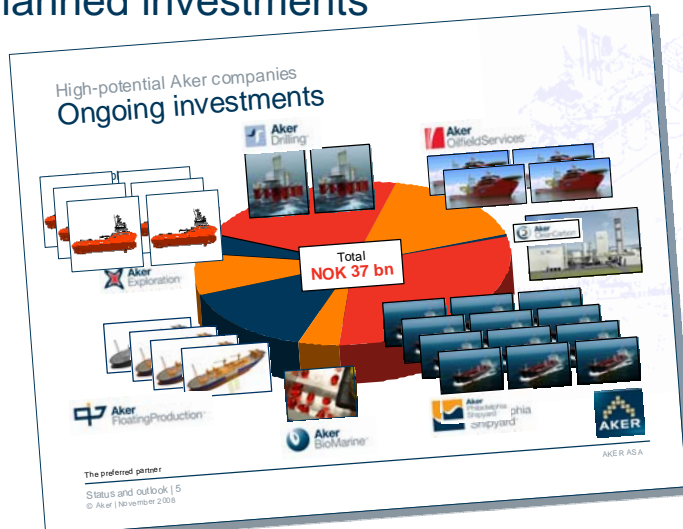
All numbers are NOK per Aker share



AKER ASA

Aker start-ups

Planned investments



The preferred partner

Jan-Sept 2008 | Status and outlook | 8
© Aker | November 2008



AKER ASA

Aker subsidiaries Funding status



Aker Floating Production
1 FPSO in place, on dayrate.
FPSO 2 + 3 preparing for conversion

- First FPSO fully financed, USD 583 mill bank facility, USD 190 mill from Aker.
- Unit in place, on stream and on dayrate
- USD 213 mill facility in place for 2 + 3, further financing pending contracts



Aker Drilling
2 Aker H6e arctic deepwater drilling semis under completion

- Take-out financing committed: USD 775 million bank debt, USD 300 million from Aker.



Aker Oilfield Services
4 subsea construction and well intervention vessels

- 1st vessel on contract to Petrobras
- First 2 vessels chartered from DOF, for delivery in 2009
- Financing alternatives currently being evaluated for vessels 3 + 4, delivery 2010



Aker Exploration
17 licences to date, 3 year drilling program in planning stage

- 3-year drilling program fully funded. NOK 0.9 bn equity, NOK 0.5 bn convertible and USD 300 mill credit facility
- 78 % tax refund



The preferred partner

Jan-Sept 2008 | Status and outlook | 9
© Aker | November 2008

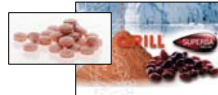
AKER ASA

Aker subsidiaries Funding status



Aker Philadelphia
Building series of 10 + 2 product and shuttle tankers for AMSC

- Construction financing for 10 + 2 ships is confirmed
- Customer AMSC has secured financing for first 10 ships, 2 shuttle tankers not yet confirmed



Aker BioMarine
Investments in sales and distribution capacity

- Argentina and Faroe Island activities to be spun-off, Atlantic Navigator to be sold
- No additional funding required in current business plan



Aker CleanCarbon
Bidding for CO2 capture demo projects, part of NOK 300 R&D program

- Mobile test unit completed and in operation
- Business building funded by owners



Aker DOF Supply
6 AHTS on order from greenfield STX yard in Vietnam, 1 PSV to be delivered from India

- Funded by owners
- Main payments on vessel delivery in 2010-2012



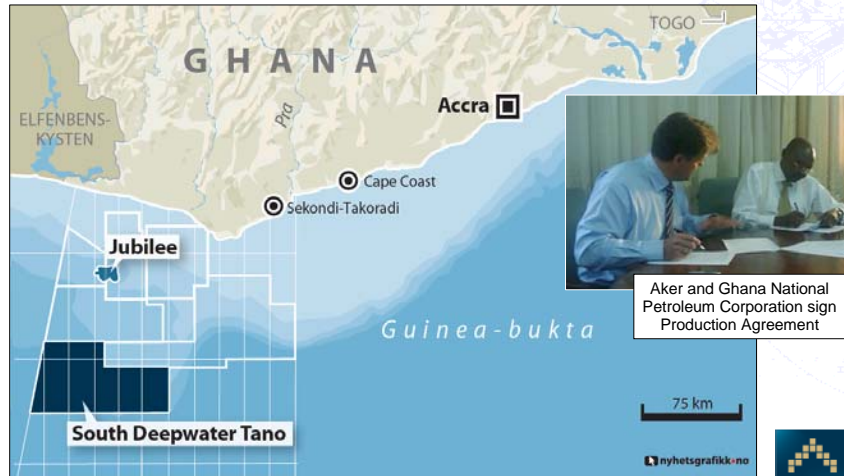
The preferred partner

Jan-Sept 2008 | Status and outlook | 10
© Aker | November 2008

AKER ASA

Aker in Ghana

Awarded high-potential deepwater acreage



Aker and Ghana National Petroleum Corporation sign Production Agreement

The preferred partner

Jan-Sept 2008 | Status and outlook | 11
© Aker | November 2008

AKER ASA

Aker in Ghana

Offering integrated solutions

As presented in Aker 2Q08 presentation

	Typical Aker strongholds	ED&S	P&T	Subsea	Exploration	Drilling	Offfield/Services	Flouring/Production	Philosophical/Shipyard	Other
Deepwater field developments ¹⁾	Brazil, West Africa, US GOM, NW Europe, South and South East Asia	✓	✓	✓		✓	✓	✓	✓	✓
Subsea and well intervention, EOR ²⁾	Well-established deepwater plays, ie Brazil, West Africa, US GOM, NW Europe		✓	✓			✓			✓
Arctic drilling and field development ³⁾	Norwegian and Russian shelves, Caspian Sea	✓	✓	✓		✓				
Exploration early production ⁴⁾	New offshore regions, West Africa, India etc	✓	✓	✓	✓	✓	✓	✓		

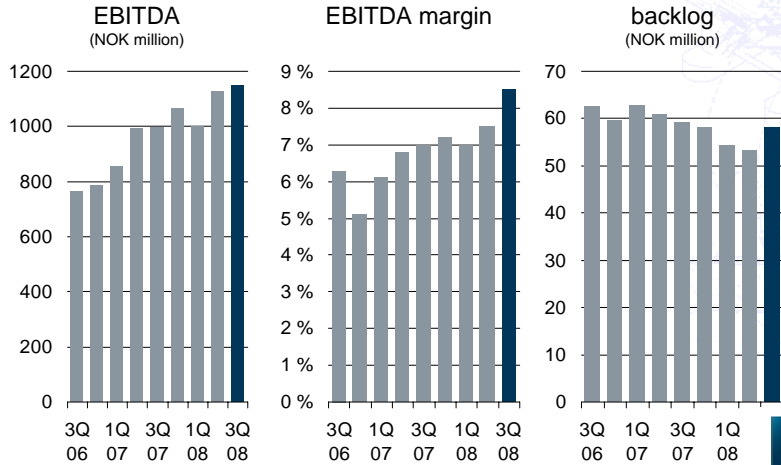
Typical projects: ¹⁾ Reliance project, India. ²⁾ Petrobras well intervention contract, Brazil. ³⁾ Sakhalin, Kashagan and Stockman. ⁴⁾ Projects under consideration

The preferred partner

Jan-Sept 2008 | Status and outlook | 12
© Aker | November 2008

AKER ASA

Aker Solutions
Key figures



The preferred partner

Jan-Sept 2008 | Status and outlook | 13
© Aker | November 2008



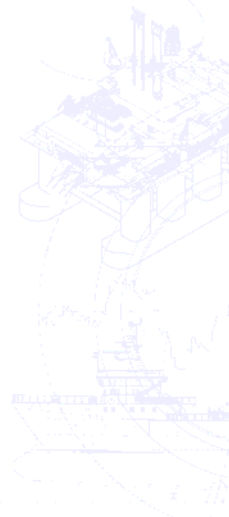
AKER ASA

The preferred partner



AKER ASA

Aker
Financials
January - September 2008



Aker ASA and holding companies

Balance sheet

(in NOK million)	31.12 2007	31.03 2008	30.06 2008	30.09 2008	Market value ¹
Tangible and non-tangible fixed asset	1 076	1 054	1 053	967	967
Long-term interest bearing items	1 515	1 886	2 841	3 571	3 571
Long-term financial assets	12 069	14 592	13 961	14 085	10 307
Other current assets	540	569	525	481	481
Cash, cash equiv. and int. bear rec.	12 281	9 590	7 767	6 793	6 793
Total assets	27 481	27 691	26 146	25 897	22 119
Shareholder's equity	23 442	23 561	23 788	24 169	20 391
Non-interest bearing liabilities	1 867	2 311	655	661	661
Interest bearing liabilities (internal)	92	92	193	209	209
Interest bearing liabilities (external)	2 080	1 727	1 510	858	858
Equity and liabilities	27 481	27 691	26 146	25 897	22 119
Net interest bearing debt(-)/assets(+)	11 624	9 657	8 905	9 297	9 297
Equity ratio	85 %	85 %	91 %	93 %	92 %

The preferred partner

¹ Listed assets @ market 14 Nov. 2007

Jan-Sept 2008 | Status and outlook | 15
© Aker | November 2008



AKER ASA

Aker ASA and holding companies

Debt and liabilities overview

Interest bearing debt

	NOK mill	Maturity
Bond AKER 01	358	2010
Bond AKER 02	410	2012
Bank debt and other	90	
Total external	858	
Internal debt	209	
Total	1 067	

Interest bearing assets

	NOK mill
Short-term int.bearing, cash + cash equivalent	6 793
Other	3 571 ¹
Total	10 364

Net int-bearing items 9 297

¹ Whereof listed bonds and other
receivable in subsidiaries and associated
companies NOK 2 253 mill

The preferred partner

Jan-Sept 2008 | Status and outlook | 16
© Aker | November 2008



AKER ASA

Aker ASA and Holding companies
Profit and loss statements

(in NOK million)	3Q 2007	3Q 2008	YTD 2007	YTD 2008	Year 2007
Sales gains	0	-	6 419	346	11 740
Operating expenses	(28)	(42)	(102)	(129)	(151)
EBITDA	(28)	(42)	6 317	217	11 589
Depreciation	(2)	(4)	(5)	(13)	(8)
Net financial items	42	427	1 262	606	1 126
Profit before tax	12	381	7 574	810	12 707

The preferred partner

Jan-Sept 2008 | Status and outlook | 17
 © Aker | November 2008



AKER ASA

Aker group consolidated
Income statement

(in NOK million)	3Q 2007	3Q 2008	YTD 2007	YTD 2008	Year 2007
Operating revenues	952	1 359	3 464	4 918	5 218
Operating profit (EBITDA)	(35)	(342)	68	(719)	(34)
Depreciation and amortization	(59)	(121)	(173)	(257)	(267)
Impairment changes, non-rec. items	(5)	0	24	0	(95)
Operating profit	(99)	(463)	(81)	(976)	(396)
Net financial items	(48)	(682)	(16)	(262)	472
Share of earnings in ass. comp.	346	222	816	764	1 086
Other income	0	(150)	3 241	(150)	3 241
Profit before tax	200	(1 073)	3 960	(624)	4 402
Income tax expense	20	382	33	480	42
Net profit/loss from cont. op.	220	(691)	3 993	(144)	4 444
Discontinuing business	(3)	0	2 619	107	2 514
Profit for the period	217	(691)	6 612	(37)	6 958
Minority interest	(55)	(20)	(51)	53	(200)
Majority share	272	(671)	6 663	(90)	7 158

The preferred partner

Jan-Sept 2008 | Status and outlook | 18
 © Aker | November 2008



AKER ASA

Aker group consolidated
Balance sheet

(in NOK million)	30.06 2007	30.06 2008	30.09 2007	30.09 2008	Year 2007
Tangible and non-tangible fixed assets	9 814	18 296	9 989	20 826	10 894
Other fixed assets	5 899	5 382	6 472	5 483	6 294
Cash, cash equiv. and int. bear. receiv.	8 863	13 300	8 383	11 074	16 323
Other current assets	2 114	5 063	1 263	4 342	2 781
Assets, discount'd ops held for sale	-	-	1 026		
Total assets	26 690	42 041	27 133	41 725	36 292
Shareholders' equity	13 867	13 667	13 917	13 125	14 344
Minority interests	3 342	9 301	3 401	7 473	10 270
Interest-bearing debt	7 058	11 242	7 533	11 265	8 796
Interest-free debt	2 423	7 832	1 825	9 862	2 882
Liabilities, discount'd ops held for sale			457		
Equity and liabilities	26 690	42 041	27 133	41 725	36 292
Net interest bearing debt(-)/assets(+)	1 805	2 058	850	(191)	7 527
Equity ratio (%)	64 %	55 %	64 %	49 %	68 %

The preferred partner

Jan-Sept 2008 | Status and outlook | 19
 © Aker | November 2008



AKER ASA

The preferred partner



AKER ASA

Aker
Company updates

Business overview

Aker Solutions

- Stable, sound development
 - EBITDA increased by 15%
 - EBITDA margin of 8.5%
- Order backlog increase to NOK 58.2 bn
- Strategic acquisitions of well intervention and marine installation companies
- High tendering activity in 3Q

Modification contracts, StatoilHydro
Contract values ~ NOK 3 200 million



Work on subsea trees in Curitiba, Brazil where manufacturing capacity will be doubled by 2010



Aker Solutions (in NOK million)	3Q 2007	3Q 2008	YTD 2007	YTD 2008	Year 2007
Revenues	14 237	13 507	43 081	42 797	57 957
EBITDA	997	1 151	2 846	3 279	3 913
Order intake	14 033	15 795	44 653	43 074	57 942
Order backlog ¹	59 329	58 203	59 329	58 203	58 261

The preferred partner

¹ At end of period



Jan-Sept 2008 | Status and outlook | 21
© Aker | November 2008

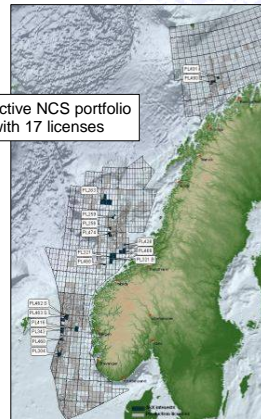
AKER ASA

Business overview

Aker Exploration

- Strong financial position
 - Funds secured for 3 year-drilling campaign
- Preparing for first wells in 2009
 - Aker Barents in operation from 2Q09
- Attractive portfolio of 17 licenses on the Norwegian Continental shelf
 - Applications for APA 2008 and 20th licensing rounds

Attractive NCS portfolio
with 17 licenses



Aker Exploration (in NOK million)	3Q 2007	3Q 2008	YTD 2007	YTD 2008	Year 2007
Revenues	0	0	0	0	0
EBITDA	(92)	(191)	(192)	(432)	(232)
Net result	(65)	38	(106)	(56)	(110)

The preferred partner



Jan-Sept 2008 | Status and outlook | 22
© Aker | November 2008

AKER ASA

Business overview

Aker Drilling

- Rigs being completed and ready to start operation
 - Aker Spitsbergen in 1Q09
 - Aker Barents in 2Q09
- An attractive employer
 - 274 skilled people in place



Aker Spitsbergen and Aker Barents nearing completion at the Aker Stord yard

Aker Drilling (in NOK million)	3Q 2007	3Q 2008	YTD 2007	YTD 2008	Year 2007
Revenues	0	0	0	0	0
EBITDA	(16)	(80)	(46)	(189)	(76)

The preferred partner

Jan-Sept 2008 | Status and outlook | 23
© Aker | November 2008



AKER ASA

Business overview

Aker Floating Production

- Heads up new era in India
 - First deepwater oil field and FPSO in India
 - On stream in September
- Record-breaking FPSO project
 - 16 months execution time from contract award to first oil
- Excellent operating performance
 - Production up-time at 99 %

Gas flare marks first oil on Dhirubhai 1. Flare will be closed later this year when gas treatment facility comes on stream



AKFP (in NOK million)	3Q 2007	3Q 2008	YTD 2007	YTD 2008	Year 2007
Revenues	0	213	4	1 288	591
EBITDA	(15)	(24)	(42)	(107)	(79)
Order intake	0	0	4 800	532	1 518
Order backlog ¹	4 800	7 346	4 800	7 346	6 318

The preferred partner

Jan-Sept 2008 | Status and outlook | 24
© Aker | November 2008



AKER ASA

¹ At end of period

Business overview

Aker Oilfield Services

- Significant market interest
 - Growing demand for cost efficient subsea well interventions
 - High tendering and negotiation activity
- First intervention unit on track
 - Delivery end of 2009
 - On long term contract with Petrobras from 1Q 2010



The preferred partner

Jan-Sept 2008 | Status and outlook | 25
© Aker | November 2008

AKER ASA

Business overview

Aker Clean Carbon

- Mobile Test Unit officially opened on 16 October
 - Testing new, improved solvents
- Bidding for European Test Centre Mongstad
 - Contract to be awarded in November
- Participating in full-scale competitions
 - Longannet (UK), Kårstø, Mongstad
- SOLVit R&D programme progressing to plan



HRH Crown Prince Haakon marked the opening of Aker Clean Carbon's mobile carbon capture facility near Stavanger on 16 October



The preferred partner

Jan-Sept 2008 | Status and outlook | 26
© Aker | November 2008

AKER ASA

Business overview

Aker Philadelphia Shipyard

- Continued strong progress
 - Delivered the fifth product tanker
 - Steady growth in EBITDA margin
 - 33 % improvement in man hours from the first tanker
- NOK 2.50 per share dividend in Sept
- Order backlog into 1Q11

Most efficient shipyard in the US



Welding hull section

AKPS (in NOK million)	3Q 2007	3Q 2008	YTD 2007	YTD 2008	Year 2007
Revenues	366	442	1 083	1 117	1 547
EBITDA	(1)	29	22	65	76
Order intake	-	-	-	-	2 020
Order backlog ¹	2 314	3 127	2 314	3 127	4 062

The preferred partner

¹ At end of period



AKER ASA

Jan-Sept 2008 | Status and outlook | 27
© Aker | November 2008

Business overview

Aker Seafoods

- Challenging market, positive outlook
 - Consumers spend less money
 - Increased quotas by 20-25% in 2009
 - Fuel costs are favourably lower
 - Favourable currency development
- Takes actions to improve profitability
 - More rational operating units
 - Better product mix
 - Changes to the fleet

Arctic Gold:
King Crab harvesting



Aker Seafoods (in NOK million)	3Q 2007	3Q 2008	YTD 2007	YTD 2008	Year 2007
Revenues	427	586	1 870	2 088	2 336
EBITDA	27	(13)	176	121	189

The preferred partner




AKER ASA

Jan-Sept 2008 | Status and outlook | 28
© Aker | November 2008

Business overview

Aker BioMarine

- Action plan to improve performance
 - Reduce debt, cut costs and further focus on krill
 - Divestment of non-krill related assets
 - Superba™ underway to the market
- Krill concentrate breakthrough
 - New tablet-format dietary supplement
- New management team in place



Superba™: Hitting the market in early 2009



RedOmega™: New tablet-format health product

AKBM ¹ (in NOK million)	3Q 2007	3Q 2008	YTD 2007	YTD 2008	Year 2007
Revenues	89	66	376	215	403
EBITDA	(21)	(30)	0	(44)	(75)

The preferred partner

¹ Incl Aker Ocean Harvest and other activities held for sale by AKBM



AKER ASA

Jan-Sept 2008 | Status and outlook | 29
© Aker | November 2008

Business idea



We create **long-term value** for all stakeholders by **building premier companies** in sectors where we have strong **knowledge** and **execution capabilities**



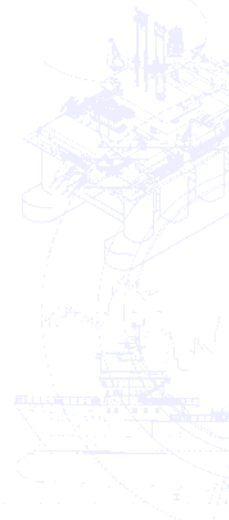
AKER ASA

The preferred partner

Jan-Sept 2008 | Status and outlook | 30
© Aker | November 2008



Appendixes



Business overview

Key holdings

Selected key figures (All amounts in NOK million)	Aker holding	Market value ²	Jan-Sept		Jan-Sept EBITDA ¹	
			2007	2008	2007	2008
Aker Solutions (OSE)	41.0 %	2 572	43 081	42 797	2 846	3 279
Aker BioMarine (OSE) (C)	82.9 %	653	376	215	0	(44)
Aker Philadelphia Shipyard (OAAX) (C)	50.3 %	276	1 083	1 117	22	65
Aker Drilling ³ (C)	100.0 %	N/A	0	0	(46)	(189)
Aker Seafoods (OSE) (C)	64.9 %	268	1 870	2 088	176	121
Aker Floating Production (OSE) (C)	59.1 %	130	4	1 288	(42)	(107)
Aker Exploration (OAAX) ⁴ (C)	61.2 %	502	0	0	(192)	(432)
Odin (OSE)	34.7 %	566	940	1 464	155	269
Bjørge (OSE)	39.9 %	144	749	1 240	46	86
American Shipping Co (OSE) ⁵	19.9 %	247	46	120	41	102

C = Consolidated in Aker Group accounts. Others are reported as associated companies.

OSE = Trading on Oslo Stock Exchange. OAAX = Trading on Oslo Axess.

¹ EBITDA = Earnings before interests, tax, depreciation and amortization.

² Market value Aker share holding as 14 November 2008. ³ Not listed. ⁴ Before tax. ⁵ Aker reduced its holding to 19.9 % early June.

Aker's financial exposure in American Shipping Co, including shares covered by a total return swap agreement, equals 53.2 % of American Shipping Co



Aker ASA and holding companies

Ownership in listed companies

	Ownership in per cent	No of shares	Book value NOK mill
Aker Solutions ASA	60% of 41.0	66 200 169	1 695
Aker BioMarine ASA	82.85	74 657 494	3 563
Aker Exploration ASA	61.21	12 241 148	727
Aker Floating Production ASA	59.06	12 992 806	924
Aker Philadelphia Shipyard ASA	50.30	5 112 750	294
Aker Seafoods ASA	64.85	31 544 910	520
American Shipping Company ASA	19.90	5 493 430	358
Bjørge ASA	39.89	17 518 861	203
Genesis Petroleum Corporation	29.41	49 835 391	127
Odin ASA	34.74	16 364 200	806
Total			9 217

The preferred partner

Jan-Sept 2008 | Status and outlook | 33
© Aker | November 2008

Ownership as of 14 November,
book value as of 14 November 2008



AKER ASA

Aker group IR Contacts

Company (Ticker)	Name	Phone (dir line)	E-mail
Aker (AKER)	Geir Arne Drangeid Senior Partner & EVP	+47 24 13 00 65	gad@akerasa.com
	Bengt A Rem Senior Partner & CFO	+47 24 13 00 30	bar@akerasa.com
Aker Solutions (AKSO)	Lasse Torkildsen VP Investor relations	+47 67 51 30 39	lasse.torkildsen@akersolutions.com
Aker Seafoods (AKS)	Gunnar Aasbø CFO	+47 24 13 01 81	gunnar.aasbo@akersea.com
Aker Philadelphia Shipyard (AKPS)	Jeffrey Theisen CFO	+1 (215) 875-2678	jeffrey.theisen@phillyshipyard.com
Aker Floating Production (AKFP)	David Bandele CFO	+47 22 94 73 91	david.bandele@aker-fp.com
Aker BioMarine (AKBM)	Aaron Kramer CFO	+47 24 13 01 30	aaron.kramer@akerbiomarine.com
Aker Exploration (AKX)	Alan J McIntyre CFO	+47 24 13 00 19	alan.mcintyre@aker-exploration.com

The preferred partner

Jan-Sept 2008 | Status and outlook | 34
© Aker | November 2008



AKER ASA

Disclaimer

- This Document includes and is based, inter alia, on forward-looking information and statements that are subject to risks and uncertainties that could cause actual results to differ. These statements and this Document are based on current expectations, estimates and projections about global economic conditions, the economic conditions of the regions and industries that are major markets for Aker ASA and Aker ASA's (including subsidiaries and affiliates) lines of business. These expectations, estimates and projections are generally identifiable by statements containing words such as "expects", "believes", "estimates" or similar expressions. Important factors that could cause actual results to differ materially from those expectations include, among others, economic and market conditions in the geographic areas and industries that are or will be major markets for Aker's businesses, oil prices, market acceptance of new products and services, changes in governmental regulations, interest rates, fluctuations in currency exchange rates and such other factors as may be discussed from time to time in the Document. Although Aker ASA believes that its expectations and the Document are based upon reasonable assumptions, it can give no assurance that those expectations will be achieved or that the actual results will be as set out in the Document. Aker ASA is making no representation or warranty, expressed or implied, as to the accuracy, reliability or completeness of the Document, and neither Aker ASA nor any of its directors, officers or employees will have any liability to you or any other persons resulting from your use.
- The Aker group consists of many legally independent entities, constituting their own separate identities. Aker is used as the common brand or trade mark for most of this entities. In this document we may sometimes use "Aker", "Group", "we" or "us" when we refer to Aker companies in general or where no useful purpose is served by identifying any particular Aker company.

The preferred partner

Jan-Sept 2008 | Status and outlook | 35
© Aker | November 2008



AKER ASA